



# NiceAlarm

---

## User's Guide

**NiceAlarm v1.8**

**Paper version: 1.0**

# Contents

Introduction.....	3
Application's compatibility .....	4
Downloading, installing/uninstalling the application .....	5
Basic features.....	6
Localization and languages support.....	7
Application management .....	8
Indication and notations .....	8
Settings description and adjust policies .....	10
Alarm basic options .....	10
Workdays selection .....	10
Snooze count settings .....	10
Alarm customization.....	11
Extra options.....	11
Sound folders.....	12
Profile dependent .....	12
Volume .....	12
Ringing type .....	12
Backlight blink .....	13
Vibration.....	13
Vibr. Duration.....	13
Operations with alarms .....	14
Alarm activation/deactivation .....	14
Individual alarm settings .....	14
Adding alarm .....	15

Alarm types .....	15
Editing alarm .....	17
Deleting alarm.....	17
Alarms management.....	17
Alarms filter.....	18
NiceAlarm usage terms and conditions .....	19
Support and Contacts .....	20
License agreement .....	21

## Introduction

We appreciate your interest in the NiceAlarm application.

NiceAlarm was specially designed for convergent devices powered by Symbian™ OS.

This application expands possibilities of the built-in alarm and allows customizing all alarms according to your needs and wishes.

Main application's merits in comparison with other standard and third-party programs are:

- Variety of alarm types;
- Maximum possibilities for program customization
- Alarms control and protection system;
- Stylish graphical interface.

Our new alarm application was designed considering user's ideas and wishes as well as constructive critics in address of previous NiceAlarm versions.

We made an attempt to rationalize the application and combine maximum features with handy interface. Application was designed following the non-intervention approach to the usual mobile handheld usage policies.



## Application's compatibility

The application compatible with mobile devices with Symbian™ OS v.9.x., v.8.x management, S60™ interfaces supporting 176x208, 208x208, 320x240, 240x320, 352x416, 352x800 pixels screen resolution with minimum of 65 536 color spectrum.

---

To obtain full information about devices compatibility (including device indexes), please refer to developer's official web-site: <http://very-soft.com>

---

## Downloading, installing/uninstalling the application

NiceAlarm is available on the OVI store.

---

To avoid penetration of your mobile handheld by virus and other malicious software DO NOT COPY OR INSTALL applications hosted on UNTRUSTED web sites or sent to you by unknown persons. We recommend to download NiceAlarm on OVI store.

---

To uninstall the NiceAlarm close it through "Hide" item in the options menu. Open the standard "Application Manager" and choose NiceAlarm. Press "uninstall" option to uninstall the application.

---

Please read carefully program's "License Agreement" which is displayed on the screen of your mobile handheld during installation process. If you are not agreed with license conditions you must cancel the installation and delete all application copies from available storages. You can email all your complaints and suggestions for licensing conditions modification and corresponding juridical basis to: [support@very-soft.com](mailto:support@very-soft.com) Full text of the "License Agreement" can be found in the "License Agreement" chapter.

---

## Basic features

Main application features:

- User-friendly interface;
- Six different alarm types;
- Possibility to setup a system (stand-by) alarm;
- Support unlimited number of standard alarms;
- Display arbitrary text in time of alarm activation;
- Store and select last 10 text messages;
- Possibility to setup random 5 digits code for alarm deactivation or snooze;
- Adjusting duration time, repetitions quantity and interval between alarms;
- Additional indication options in cooperation with NiceClock3 installed;



NiceAlarm functionality and features design are capable to satisfy even the most exigent users. If not then we're waiting for your ideas on our e-mail: [support@very-soft.com](mailto:support@very-soft.com)

## Localization and languages support

NiceAlarm interface is very flexible and supports several languages.

Languages included in the application distributive:

- Brazilian Portuguese
- Croatian
- English (default)
- Finnish
- French
- German
- Japanese
- Polish
- Portuguese
- Romanian
- Russian
- Spanish



---

We are always glad to add new languages support in every our application to meet your wishes. If you want to help us in application localization email us: [support@very-soft.com](mailto:support@very-soft.com)

---



## Application management

You can easily add, remove, enable/disable all alarms on the main screen using control buttons on the bottom. You can also perform same action through options: “Add alarm” and “Alarm operations” menu items.

If you want to change any application’s setting open options and select “Settings” menu item. Select the desirable item and change it.

To fully exit from the application press on right soft-button (“Exit” item). You can also quit the application through the “Application manager” by pressing “C” hardware-button on it.

## Indication and notations

Main NiceAlarm screen is designed in the classic Symbian OS interface style. It displays current alarms list, alarms condition as well as application’s settings and other information, such as date and time.

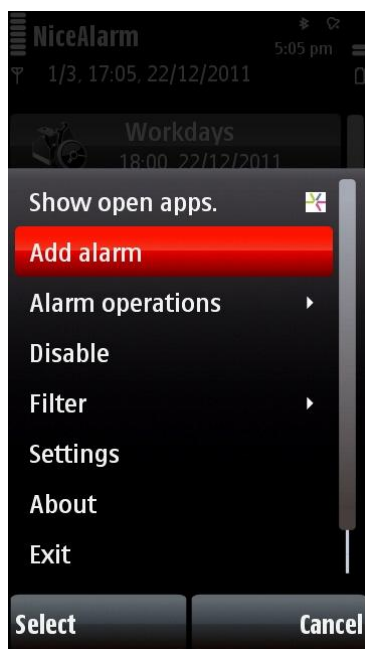
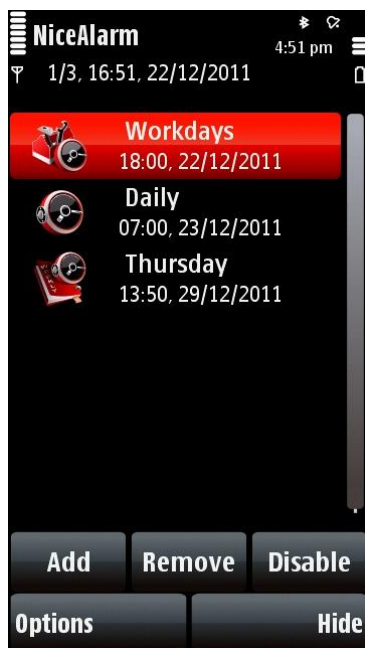
For handy usage every type of alarm has its own icon. You can find alarm type names and correspondent images in the following list:



“Next 24 hours” alarm



“Daily” alarm





"Work days" alarm



"Weekly" alarm



"Once" (one time) alarm



"Timer" countdown alarm

For your convenience there is a counter on the top left side, which shows position of currently selected alarm (first number) and total amount of installed alarms (second number). Also main NiceAlarm dialog window contains indicators of the current date and time making count the time frames during notification setup easier.

In specified time alarm will be activated displaying corresponded graphical image and user's text message. Additionally pop-up window will inform about the current date and date.



## Settings description and adjust policies

Global program settings are available in the “Settings” menu.

### Alarm basic options

Options for the reminders are located in the first tab.

#### Workdays selection

“Workdays” alarm type allows you configuring the list of workdays. The current list of days can be customized in the “Select workdays” item. All alarms of this type will be activated according to specified days only.

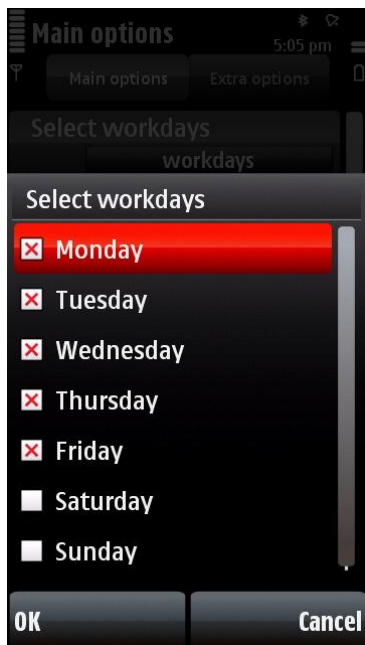
**With every reconfiguration of workday’s list all “Workdays” type alarms settings will be automatically changed.**

This option is global as for the NiceAlarm application as well as for the mobile handheld in general. It applies to all alarms of one type automatically. Also it changes the system workdays parameters.

#### Snooze count settings

NiceAlarm allows specifying how the snooze option will be counted.

- “absolute” – alarm repetition will be counted starting from activation time;
- “relative” – alarm repetition will be counted starting from pressing “Snooze” button.



For example, if “Alarms interval” setting is set to 5 minutes, alarm activation time is 8:00 and activated notification was snoozed at 8:02 then “absolute” value in the “snooze mode” option means that next activation will be in 8:05. Oppositely, “relative” value set the next activation to 8:07.

## Alarm customization

For your convenience NiceAlarm allows you customizing next options:

- “Alarm duration” – time period when alarm will be active;
- “Alarms interval” – time period between alarm activations;
- “Alarm iterations” – number of alarm repetition.

After changing “Alarms interval” or “Alarm lifetime” option new information box will be displayed informing about number of alarm activations.

Additional option “Snooze by any key” allows postponing activation time by pressing on any button (except: left soft key with “Stop” option, “Menu” button and some other) on your device’s keyboard.

## Extra options

Parameters for adjusting device reactions on alarms ring can be customized in the second tab of the “Settings” menu.



## Sound folders

In the NiceAlarm you can add extra folders with tone files. Added catalogues (including sub-directories) will be used for tone selections in alarms setup. Random tone option will also use these folders.

---

If the “Snooze” option will be selected for the alarm with the “random” parameter for the “Alarm tone” option then a random melody will be selected with next activations of the snoozed notification.

---

## Profile dependent

You can point out what sound option to use. It's possible to link “Volume” and “Ringing type” to current options specified in the global device's profile by selecting “On” value in this setting.

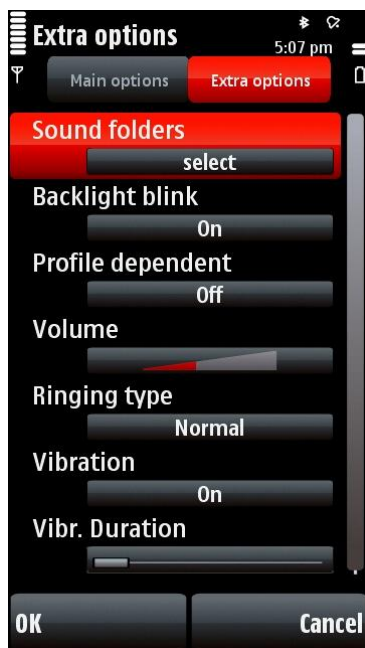
If the “Profile dependent” option is activated then “Volume” and “Ringing type” settings can't be specified individually for NiceAlarm application.

## Volume

You can indicate any possible volume level for your alarms by adjusting this option. Additionally it's possible to setup an alarm without sound notification by selecting “none” item in the “Alarm tone” field.

## Ringing type

“Normal” value of this option will make alarm sound on a constant level. Oppositely, “Ascending”



will make notification sound rise gradually.

---

**Alarms volume setting doesn't link with any of the existent profile. Sound signal will be played even the "Silent" (or other soundless) profile is selected.**

---

### **Backlight blink**

Smartphones with Symbian OS v.9.x management can be adjusted with display blinking by means of changing "Backlight blink" option.

### **Vibration**

You can setup vibrating alarms in the NiceAlarm application. Set "On" to enable the vibration. This option can be also used for creating silent alarms with buzzing alert. If you want to make the silent alarm just turn "Alarm tone" option to "none".

---

**Vibration option is only accessible on the devices managed by Symbian OS v.9.x.**

---

### **Vibr. Duration**

Along with enabling the vibration option you can specify the periods of buzzing by customizing the "Duration" section. Described value simultaneously represents the period of vibration activity and its pause.

# Operations with alarms

## Alarm activation/deactivation

If you want to temporary disable some alarm and save its settings you can use the "Enable/Disable" button on the main screen or the "Alarm operations" menu item. As the result disabled alarm will not be activated in the specified time and be deleted from the list, but will be marked with red cross above its icon.

In deactivated condition alarm time setting will be updated to the next actual date right after the current value is expired. Thus, currently disabled alarm will store its actual condition and demands only couple of clicks to be activated for the next actual date.

## Individual alarm settings

NiceAlarm application allows you to personalize every notification according to your wish. When you add or change alarm you can specify next settings:

- "Alarm tone" - tone which will be played with alarm activation;
- "Message" - message to be displayed with the alarm;
- "Deactivation code" is one of the unique features among all kind of alarm managers. It allows enabling randomly generated code that protects snooze or deactivation option for every



alarm. When this option is enabled every alarm activation will be accompanied with additional dialog box contains 5-digit random number protecting alarm snooze or stop.

Notification will be active until you enter the correct number sequence or until time period specified in “Alarm duration” is left.

It’s possible to indicate code for alarm snooze, alarm stop or both. If the entered code was incorrect then you will be prompted to input it again.

---

NiceAlarm searches the tones and melodies for the alarms in next folders:

- For OS Symbian v.8 – c:\nokia\sounds; e:\sounds\; e:\music\; e:\mp3\
- For OS Symbian v.9 - c:\data\sounds; e:\sounds\; e:\music\; e:\mp3\

---



If you select “Random” option the system sound folders will not be included in the list.

---

## Adding alarm

To add a new alarm press the “Add” button on the main screen or select “Add alarm” menu item. In the appeared screen specify available parameters and confirm by pressing the “OK” button.

## Alarm types

Next 24 hours	
Is activated only once in next 24 hours	
 	<div>Parameters</div> <ul style="list-style-type: none"><li>• Time</li><li>• Tone type</li><li>• Alarm tone</li><li>• Message</li><li>• Deactivation code</li></ul>



## Daily

Periodical and is activated every day



### Parameters

- Time
- Tone type
- Alarm tone
- Message
- Deactivation code

## Work days

Periodical and is activated in the “Workdays” only



### Parameters

- Time
- Tone type
- Alarm tone
- Message
- Deactivation code

## Weekly

Periodical and is activated every week



### Parameters

- Time
- Day
- Tone type
- Alarm tone
- Message
- Deactivation code

## Once

Is activated only once



### Parameters

- Time
- Date
- Tone type
- Alarm tone
- Message
- Deactivation code

## Timer

Is activated after the specified delay is expired



### Parameters

- Timer
- Tone type
- Alarm tone
- Message
- Deactivation code

## Editing alarm

Just select and press on the alarm to edit it. You can also edit it through the “Alarm operations” menu item.

## Deleting alarm

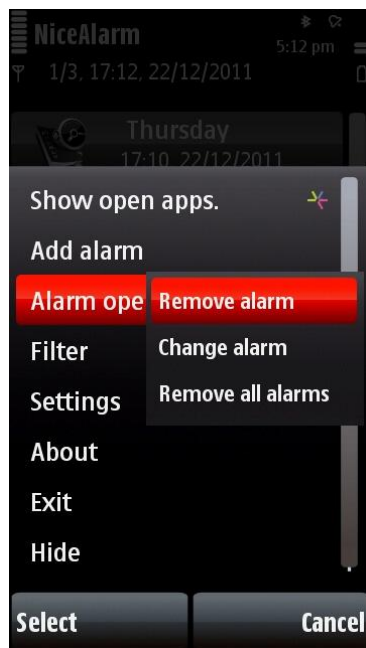
Just select the alarm and press on “Remove” button to delete it. You can also delete it through the “Alarm operations” menu item.

It's also possible to delete all alarms at once through “Remove all alarms” in the “Alarm operations” menu item. For your convenience all alarms of “one time” type will be deleted automatically straight after expiration. Expiration occurs when you accept the alarm or time period specified in the “Alarm lifetime” option ends.

If you don't want to use any periodical alarm for some time you can suspend it. Just press “Disable” button on the main screen.

## Alarms management

While notification is active you will hear a melody specified in parameters.



Also you will see the text on the display.

When alarm is active you can either quit or snooze it with the appropriate options binded on the left and right software buttons.

To quit the alarm you need to press on left soft-key marked as "Stop".

To postpone the alarm you need to use the right soft-key marked as "Snooze".

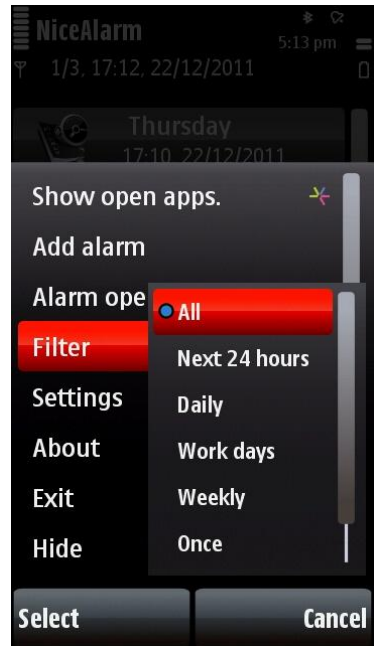
If you specified the "Deactivation code" option you will be prompted to enter random code to continue operation.

## Alarms filter

If you need to display only a certain type of alarms you can use filters.

Filtration principles are based on the alarm types.

To enable the full list of alarms select "All" item in "Filter" menu.



## NiceAlarm usage terms and conditions

According to the license agreement that is represented in the "License agreement" chapter, NiceAlarm application distributed with "as is" principle. VerySoft persistently improves the quality of the software products and services. The developer Company is trying to develop and distribute maximum compatible applications but can't be reliable for all users' hardware and software configurations. We do not bear the responsibility for any missed events, activities, meetings, receptions, appointments, etc. the reminder for which has been created by means of any (or several) tools developed by VerySoft. To obtain more information and detailed usage terms description turn to "NiceAlarm End User License Agreement".

## Support and Contacts

You can find all available information about current software product, its last versions and updates on the official VerySoft web-site: <http://very-soft.com>

Your ideas, suggestions and advices for improvement any of VerySoft software are always welcomed by emails: [contact@very-soft.com](mailto:contact@very-soft.com) or [support@very-soft.com](mailto:support@very-soft.com)

All individuals and parties, interested in cooperation are welcome to contact us by: [contact@very-soft.com](mailto:contact@very-soft.com)

# License agreement

## END USER LICENSE AGREEMENT

This End-User License Agreement (“EULA”) is a legal agreement between you (either an individual or a party entity) and Very-Soft, LLC. Please, read it carefully. This EULA covers all existing versions of NiceAlarm, NiceAlarm Pro and their beta versions from now on referred below as “Product” unless otherwise specified.

This software is shareware (TRY BEFORE you BUY). This means:

- I. All copyrights to this software are exclusively owned by VerySoft, LLC. VerySoft, LLC reserves all rights not expressly granted to you in this EULA.
- II. The Product is protected by copyright and other intellectual property laws and treaties. VerySoft, LLC own the title, Product content, copyright, and other intellectual property rights in the Product. The Product is licensed, not sold.
- III. TO THE EXTENT NOT PROHIBITED BY LAW, IN NO EVENT IS VERYSOFT LLC LIABLE UNDER ANY LEGAL THEORY, WHETHER TORT (INCLUDING NEGLIGENCE), CONTRACT, PRODUCTS LIABILITY, OR OTHERWISE, FOR ANY DIRECT, INDIRECT, INCIDENTAL, SPECIAL, EXEMPLARY, OR CONSEQUENTIAL DAMAGES OF ANY KIND ARISING OUT OF OR RELATING TO THIS LICENSE OR THE USE OR INABILITY TO USE THE COVERED CODE OR ANY PORTION THEREOF, INCLUDING BUT NOT LIMITED DAMAGES FOR LOSS OF GOODWILL, WORK STOPPAGE, COMPUTER (MOBILE HANDHELD, SMARTPHONE, CELLPHONE) FAILURE OR MALFUNCTION, LOSS OF USE, LOST DATA, LOST PROFITS, BUSINESS INTERRUPTION, PROCUREMENT OF SUBSTITUTE GOODS OR SERVICES, OR ANY OTHER DAMAGES OR LOSSES, EVEN IF VERYSOFT LLC HAS BEEN ADVISED OF THE POSSIBILITY OF SUCH DAMAGES, AND NOTWITHSTANDING THE FAILURE OF ESSENTIAL PURPOSE OF ANY REMEDY. SOME JURISDICTIONS DO NOT ALLOW THE LIMITATION OF LIABILITY OF INCIDENTAL OR CONSEQUENTIAL DAMAGES, SO THIS LIMITATION MAY NOT APPLY TO YOU. IN NO EVENT DOES VERYSOFT’S TOTAL LIABILITY TO YOU FOR ALL DAMAGES (OTHER THAN AS MAY BE REQUIRED BY APPLICABLE LAW) UNDER THIS LICENSE EXCEED THE AMOUNT OF FIVE AMERICAN DOLLARS (US \$5.00).

- IV. You must not use, copy, emulate, clone, rent, lease, sell, modify, decompile, disassemble, reverse engineer, or transfer the Product license, or any subset of the license Product, except provided for this agreement. Any attempt of unauthorized use will result in immediate and automatic termination of this license and may result in criminal and/or civil prosecution. All rights not expressly granted here are reserved by VerySoft, LLC.
- V. Installing, copying, loading and otherwise using this software signifies the acceptance of the all license terms and conditions.
- VI. If you do not agree with the license terms and conditions you must remove installed software and all its files from your storage devices and cease to use the Product.
- VII. Present agreement with end-user (including all supplements and modifications, that deliver with software) is full legal agreement between you and VerySoft, LLC about mentioned in this EULA Products and commute for all previous and current oral and written statements, announcements, suggestions and declarations concerning licensed software. If any of clause in current agreement become void, impracticable or unlawful, all the rest of clauses are in force legal.

If you use unregistered version of Product, please, read the section B. "FOR UNREGISTERED USERS".

If you already register Product, please, read the section A. "FOR REGISTERED USERS".

A. "FOR REGISTERED USERS".

A.1. Once registered, the user is granted a non-exclusive, non-transferable license for any legal purposes, without right to sub-license, to use this Software in accordance with this EULA and any other written agreement with VerySoft. One copy of the license gives you the right to use Product ONLY ON THE ONE MOBILE HANDHELD DEVICE.

A.2. After Product registration, the "Registration code" is presented. "Registration code" incarnates the right to use one copy of the licensed software on the single device under the conditions listed in this EULA.

A.3. License itself and software can't be leased or rent and can't be granted to third-party individuals (parties).

## B. "FOR UNREGISTERED USERS".

B.1. Anyone may use unregistered limited version of this software during testing period. After testing period has end you must register to continue using the product.

B.2. Unregistered shareware version of this software may be freely distributed, provided the as non-modified distribution package. While distribution anyhow the following information must be visible and provided describing the application:

Developed by VerySoft, LLC – <http://very-soft.com>

Also you must inform VerySoft, LLC about the name and (web-) address of the project (software catalogue, online blog, etc) where you going to distribute our Product to email: [contact@very-soft.com](mailto:contact@very-soft.com)

Thank you for using our products.

VerySoft, LLC

Web-site: <http://very-soft.com>

Emails: [contact@very-soft.com](mailto:contact@very-soft.com) [support@very-soft.com](mailto:support@very-soft.com)