



Verysoft, LLC

web: <http://very-soft.com>
e-mail: contact@very-soft.com
support: support@very-soft.com

ExeMaster™

User's Manual

ExeMaster

Paper revision: 0.3





Table of Contents

I. Introduction.....	3
II. Application compatibility.....	3
III. Installation and uninstallation of the program.....	3
IV. Order an ExeMaster license.....	5
V. Application registration.....	6
VI. Basic features.....	7
VII. Localization and available languages.....	7
VIII. General principles of the application management.....	8
IX. Indication and notations.....	8
X. Application customization and usage.....	9
XI. ExeMaster updates.....	11
XII. More S60 applications.....	11
XIII. ExeMaster usage terms and conditions.....	12
XIV. Trial mode limitations.....	13
XV. Support and Contacts.....	13
XVI. End User License Agreement.....	13



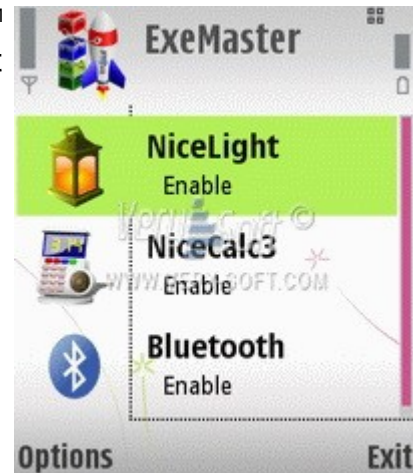
I. Introduction

We appreciate your interest in ExeMaster application.

Verysoft is pleased to announce new Symbian OS™ program. It allows you to specify the list of applications that will be executed while operating system loads.

Main functions are:

- Control over autostart applications;
- Indication of the autostart type;
- Indication of the additional autostart parameters;
- As well as simple and handy graphical interface.



Future releases will be updated with new features. As usual we taking into consideration your critical reviews and ideas to make our software products better and suit your needs.

II. Application compatibility

The program is compatible with mobile devices under Symbian OS™ management with v.9.x and S60™ interface supporting 176x208, 208x208, 320x240, 240x320, 352x416, 352x800, 360x640 pixels screen resolution with a minimum of 65 536 color spectrum.

To obtain full information about devices compatibility (including device indexes), please refer to developer's official web-site: <http://very-soft.com>

III. Installation and uninstallation of the program

You can download ExeMaster as follows:

- Using "More S60 software" menu item in the installed application produced by "Verysoft, LLC";

Copyright © 2004-2009, Verysoft LLC. All rights reserved.

E-mails: contact@very-soft.com, support@very-soft.com, web: <http://very-soft.com>

None of the part of this document can be copied or distributed without previous written permission of Verysoft, LLC.



- Using WAP-links from mobile contents distributors through any of existent communication channels (CSD, GPRS, MMS, Wi-Fi, etc.);
- Using PC or any other handheld device with ExeMaster distribution package on it and through IR-, Bluetooth connection or through special cable (data-cable);
- Using flash card adapter that can write data on your mobile device flash-card.

Attention

To avoid penetration of your mobile handheld by virus and other malicious software DO NOT COPY OR INSTALL applications hosted on UNTRUSTED web sites or sent to you by unknown identities. We recommend to download ExeMaster and other Verysoft programs from official web-site: <http://very-soft.com>

To install the application run “ExeMaster.v.1.0.sis” file that was saved in the “Messaging” folder or in any other that was specified while file transfer. Answer to the questions of the installation dialog to complete setup process.

If you have any troubles or errors while installation, please, refer to “Application compatibility” chapter or to the “Frequently asking questions and troubleshooting” section on the official web site or forum. Full information about addresses and contacts you can find in “Support and Contacts” chapter.

Attention

Please read carefully text of “License Agreement” which is displayed on the screen of your mobile handheld while installation process.

If you are not agree with license conditions you must cancel the installation and delete all application copies and related materials from all available storages.

You can mail all your complaints and orders for special licensing conditions to: support@very-soft.com

Full text of the license can be found in the “License Agreement” chapter.

To uninstall the application close the ExeMaster through “**Exit**” or “**Close**” item in the “**Options**” menu. Open standard “Application Manager” and choose ExeMaster. Then press “uninstall” option to remove the program.



IV. Order an ExeMaster license

You can order a license for ExeMaster through application interface. Open **"Updates"** then select **"Order ExeMaster license"** item.

You will be redirected to Verysoft official online store.

To order a license for one or several software products mark an appropriate checkbox in the right column. After all desired items were selected scroll down to the end of the page and press **"Order"** button.

On the next page you can check the details of your order, such as the name of applications which licenses you ordering. To continue purchase please fulfil the blank field with your e-mail address and confirm it in the lower field. Press on the "Continue ordering" button to proceed.

Then you will be forwarded to MoneyBookers processing center using secure protocol.

Please fulfil all required field accurately and follow payment guideline. When payment is made you will receive an informational message about your purchase to your e-mail address.

Depending upon payment type money transfer and processing operations takes from 10 minutes to 3-5 days.

As soon as transaction is processed and we receive appropriate notification, information about license key(s) you have ordered will be sent to your e-mail address.

If you are using light-weight version of the Verysoft online store located on the: <http://very-soft.com/pda/store> you can use a link under "View my license key" phrase to track an order status. Bookmark this link while ordering and check it some time later to get an access to license key generation form.

Attention

Different devices differs in speed and quality of web content processing. If you have any troubles ordering a software license through light-weight online store interface, please turn to normal version of the Verysoft store visiting the link: <http://very-soft.com> using PC or laptop.

Attention

It's possible that you can face a case of blocking and/or false positive spam filter reactions to valuable e-mail messages.

If you think that message with license key must be delivered but you don't see it in your "Inbox", please check a folder your e-mail provider aimed to collect junk messages.

If it contains message with purchase notification and/or license key, please mark those messages as "Not Spam" and move them to "Inbox" folder.

If you experience long delays with license keys delivery please contact Verysoft



|Support Team by address listed in the “Contacts and Support” chapter of this paper.

V. Application registration

Registration mode is accessible only after installing application on the smartphone. Without registration application operates only 7 days in trial mode with different kind of limitations (optional). All information about applied limitations is accessible in the “Trial mode limitations” chapter.

You will need a device IMEI number for registration procedures. It can be found by pressing ***#06#** on your smartphone's keyboard (or touchscreen) or by visiting **“About”** menu item in the ExeMaster application.



After ExeMaster was installed you can activate it by pressing an appropriate icon in the menu. Possibly, the icon could be located in a special folder named as “Applications” or “My own”, please refer to the mobile handheld user's guide to know about standard folders names and locations.

To start the ExeMaster quickly you can relocate the icon in the main menu or create special link in the “Active desktop” menu as well as bind special button of a mobile device. If you want to do any of these actions but don't know how-to, please refer to your smartphone user's guide.

To register the ExeMaster open the application and press on the left soft-button with **“Options”** settings then open **“Registration”** item. Fulfill the spaces on the screen following the information below:

- In the protection code field enter 3 digits depicted on the picture followed by the text **“Enter these digits:”**
- Fulfill **“License code”** field with 5 digits license code that was obtained from online store or from Verysoft Sales Department.

If all procedures were done properly then “Unregistered” text message will disappear from the **“About”** screen and “Registration successful” text should appear for a while on the screen.

Please restart the application after completing registration process.

Registered version allows you to use ExeMaster for unlimited time period without any

Copyright © 2004-2009, Verysoft LLC. All rights reserved.

E-mails: contact@very-soft.com, support@very-soft.com, web: <http://very-soft.com>

None of the part of this document can be copied or distributed without previous written permission of Verysoft, LLC.



limitations on the licensed device.

VI. Basic features

Main functionality description and advantages:

- Possibility to specify application to autostart with operating system load;
- Possibility to specify type of autostart for each application;
- Indicate parameters for program loading process;
- On-the-fly localization switch;
- Handy and useful management of the application list;
- User friendly interface.

ExeMaster program can be used for managing a process of application start along with system load. You can create special rule for program that doesn't have autostart option.

Each application added to the ExeMaster can be tested using **"Test Entry"** item in the program menu without device restart.

VII. Localization and available languages

ExeMaster interface is very flexible and supports variety of languages that are available through separately distributed packages (sis and sisx installation files). Next languages are included in the application distributive by default:

- English;
- Russian.

English version of the program's interface localization is set by default while installation.

Localization can be switched using **"Language"** item in the **"Options"** menu.

Additional language packs can be found and downloaded free of charge from Verysoft's official web-site and forum: <http://very-soft.com/forum>



Attention

To avoid penetration your mobile handheld by virus and other malicious software DO NOT COPY OR INSTALL localization patches hosted on UNTRUSTED web sites or sent to you by unknown persons. We recommend to download all software developed by Verysoft Mobile Department from official web-site: <http://very-soft.com>

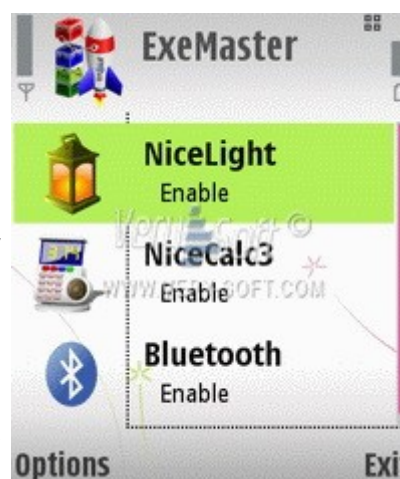
We are always happy to add new languages support in every our application to meet your wishes. If you want to help us in application localization you are always welcome to post your suggestions on our forum: <http://very-soft.com/forum> or send message to e-mail: testers_club@very-soft.com

VIII. General principles of the application management

After an installation process is complete you can use all ExeMaster services. To activate the application press on the icon in the menu and wait while program starts.

To minimize ExeMaster and access main screen just press "Reject call" button (with red phone image or similar) or "**Menu**" button. To exit ExeMaster open "**Options**" menu and then select "**Exit**" item.

If you want to change any application's setting press left soft button - "**Options**" and enter "**Settings**" menu. Select a desirable item and change it.



IX. Indication and notations

ExeMaster interface is designed in the classic Symbian OS style. It displays the list of applications that were added in the program for autostart. In the column on the left you can see the application's icon. Under an application name you can check it's status (enabled / disabled).

Copyright © 2004-2009, Verysoft LLC. All rights reserved.

E-mails: contact@very-soft.com, support@very-soft.com, web: <http://very-soft.com>

None of the part of this document can be copied or distributed without previous written permission of Verysoft, LLC.



List of possible management operations can be found by pressing “**Options**” soft button.

X. Application customization and usage

This section contains description for program adjustment and autostart list management.

X.I. Settings list

In the first version of ExeMaster application settings list contains only one option:

- Language.

You can switch localization though “**Language**” setting.



X.II. Application list control

To add application in the autostart list press left soft button “**Options**” then select “**Add application**”.

You can customize next fields for autostart applications:

- **Application;**

Name of the application that can be selected from the list.

- **Run type;**

Possible values:

- Open;
- Create;
- Run;
- Background;





- Run without Views;
- Run Background and without Views.

Indicates how application will be executed.

- **Parameters;**

Allows to input arbitrary argument or list of arguments for autostart. Application must support specified arguments.

For efficient and handy control over the application list next functionality is realized:

- **Enable/Disable;**

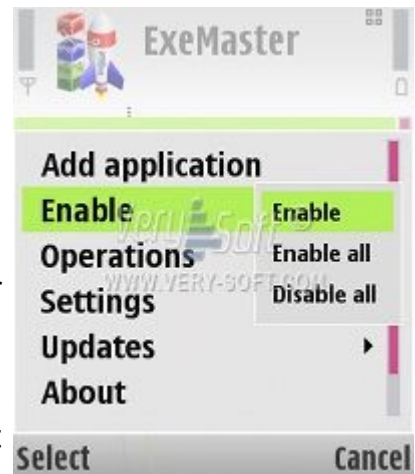
Current menu item allows you to activate or deactivate single or all listed applications. Next options are possible:

- Enable;
- Disable;
- Enable all;
- Disable all;

- **Operations;**

You can perform additional functions with autostart list, such as:

- Test entry;
- Edit entry;
- Delete entry;
- Clear list;





XI. ExeMaster updates

You can track availability of new ExeMaster releases using “**Options**” menu. Just open “Updates” item in it and select “Check ExeMaster updates”.

If new version of the application is available you will be prompted to download it and update current installation.

Attention

Possibility that you will need license key to registered new version of the application. Please find your previously ordered license key before update procedure.



XII. More S60 applications

You can find information about additional software products for Symbian OS available through the Verysoft online store.

To view the entire program list and accompanied description open “**Updates**” sub-menu and select “More S60 products” option.

In the appeared list you will see application's icon in the column on the left and short description on the right.

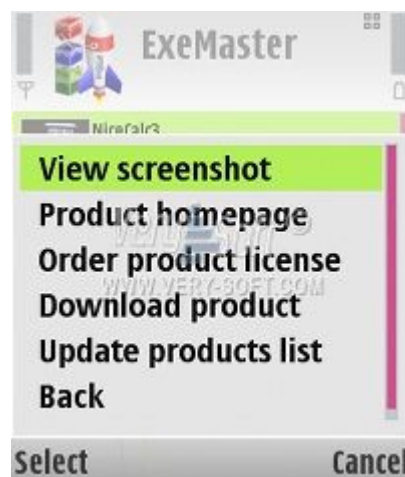
Select product you like and press left soft-button to open “Options” menu. It contains next items:

- **View screenshot;**

Following this item you can view application interface screenshot.

- **View description;**

Following this item you can find short text description for the program.





- **Product's homepage;**

You can find application official page redirection in this option.

- **Order product license;**

It's possible to order a license copy of the application using this item.

- **Download product;**

You can download application distribution package.

- **Update product list;**

This item let you update applications list to the actual state.

XIII. ExeMaster usage terms and conditions

According to the license agreement that is represented in the “License agreement” chapter, ExeMaster application distributed with “as is” principle.

Verysoft persistently moves towards software products and services quality improvements as well as trying to develop and distribute maximum compatible applications but can't be reliable for all users' hardware and software configurations. We do not bear the responsibility for any damages and/or losses that usage or non-usage of any our software might cause, including ExeMaster application.

To obtain additional information and detailed usage terms description please turn to “ExeMaster End User License Agreement”. Text of the agreement can be found in the “License Agreement” chapter. Also it is displayed before ExeMaster installation.



XIV. Trial mode limitations

Trial version of the ExeMaster application represents a full variant of the application. Usage is limited to 7 days period. After it ends application becomes unusable.

XV. Support and Contacts

You can find all accessible information about current software products, their last versions and updates on the official Verysoft web-site: <http://very-soft.com>

All questions and issues related to products ordering are welcomed on the e-mail: support@very-soft.com

Registered as well as unregistered users can apply for a free support by mailing to Verysoft Support Team e-mail address: support@very-soft.com

Verysoft Team is always happy to receive your feedbacks, ideas and suggestions. You can route them to: contact@very-soft.com or support@very-soft.com

All individuals and parties interested in cooperation are welcome to contact Verysoft on: contact@very-soft.com

XVI. End User License Agreement

END USER LICENSE AGREEMENT

This End-User License Agreement ("EULA") is a legal agreement between you (either an individual or a party entity) and Verysoft, LLC. Please, read it carefully. This EULA covers all existing versions of ExeMaster, ExeMaster Lite, ExeMaster Pro and their beta versions from now on referred below as "Product" unless otherwise specified.

Copyright © 2004-2009, Verysoft LLC. All rights reserved.

E-mails: contact@very-soft.com, support@very-soft.com, web: <http://very-soft.com>

None of the part of this document can be copied or distributed without previous written permission of Verysoft, LLC.



This software is shareware (TRY BEFORE you BUY). This means:

I. All copyrights to this software are exclusively owned by Verysoft, LLC. Verysoft, LLC reserves all rights not expressly granted to you in this EULA.

II. The Product is protected by copyright and other intellectual property laws and treaties. Verysoft, LLC own the title, Product content, copyright, and other intellectual property rights in the Product. The Product is licensed, not sold.

III. TO THE EXTENT NOT PROHIBITED BY LAW, IN NO EVENT IS VERYSOFT LLC LIABLE UNDER ANY LEGAL THEORY, WHETHER TORT (INCLUDING NEGLIGENCE), CONTRACT, PRODUCTS LIABILITY, OR OTHERWISE, FOR ANY DIRECT, INDIRECT, INCIDENTAL, SPECIAL, EXEMPLARY, OR CONSEQUENTIAL DAMAGES OF ANY KIND ARISING OUT OF OR RELATING TO THIS LICENSE OR THE USE OR INABILITY TO USE THE COVERED CODE OR ANY PORTION THEREOF, INCLUDING BUT NOT LIMITED DAMAGES FOR LOSS OF GOODWILL, WORK STOPPAGE, COMPUTER (MOBILE HANDHELD, SMARTPHONE, CELLPHONE) FAILURE OR MALFUNCTION, LOSS OF USE, LOST DATA, LOST PROFITS, BUSINESS INTERRUPTION, PROCUREMENT OF SUBSTITUTE GOODS OR SERVICES, OR ANY OTHER DAMAGES OR LOSSES, EVEN IF VERYSOFT LLC HAS BEEN ADVISED OF THE POSSIBILITY OF SUCH DAMAGES, AND NOTWITHSTANDING THE FAILURE OF ESSENTIAL PURPOSE OF ANY REMEDY. SOME JURISDICTIONS DO NOT ALLOW THE LIMITATION OF LIABILITY OF INCIDENTAL OR CONSEQUENTIAL DAMAGES, SO THIS LIMITATION MAY NOT APPLY TO YOU. IN NO EVENT DOES VERYSOFT'S TOTAL LIABILITY TO YOU FOR ALL DAMAGES (OTHER THAN AS MAY BE REQUIRED BY APPLICABLE LAW) UNDER THIS LICENSE EXCEED THE AMOUNT OF FIVE AMERICAN DOLLARS (US \$5.00).

IV. You must not use, copy, emulate, clone, rent, lease, sell, modify, decompile, disassemble, reverse engineer, or transfer the Product license, or any subset of the license Product, except provided for this agreement. Any attempt of unauthorized use will result in immediate and automatic termination of this license and may result in criminal and/or civil prosecution. All rights not expressly granted here are reserved by Verysoft, LLC.

V. Installing, copying, loading and otherwise using this software signifies the acceptance of the all license terms and conditions.



VI. If you do not agree with the license terms and conditions you must remove installed software and all its files from your storage devices and cease to use the Product.

VII. Present agreement with end-user (including all supplements and modifications, that deliver with software) is full legal agreement between you and Verysoft, LLC about mentioned in this EULA Products and commute for all previous and current oral and written statements, announcements, suggestions and declarations concerning licensed software. If any of clause in current agreement become void, impracticable or unlawful, all the rest of clauses are in force legal.

If you use unregistered version of Product, please, read the section B. "FOR UNREGISTERED USERS".

If you already register Product, please, read the section A. "FOR REGISTERED USERS".

A. "FOR REGISTERED USERS".

A.1. Once registered, the user is granted a non-exclusive, non-transferable license for any legal purposes, without right to sub-license, to use this Software in accordance with this EULA and any other written agreement with Verysoft. One copy of the license gives you the right to use Product ONLY ON THE ONE MOBILE HANDHELD DEVICE.

A.2. After Product registration, the "Registration code" is presented. "Registration code" incarnates the right to use one copy of the licensed software on the single device under the conditions listed in this EULA.

A.3. License itself and software can't be leased or rent and can't be granted to third-party individuals (parties).

B. "FOR UNREGISTERED USERS".

B.1. Anyone may use unregistered limited version of this software during testing period. After testing period has end you must register to continue using the product.

B.2. Unregistered shareware version of this software may be freely distributed, provided the as non-modified distribution package. While distribution anyhow the following

Copyright © 2004-2009, Verysoft LLC. All rights reserved.

E-mails: contact@very-soft.com, support@very-soft.com, web: <http://very-soft.com>

None of the part of this document can be copied or distributed without previous written permission of Verysoft, LLC.



information must be visible and provided describing the application:

Developed by Verysoft, LLC – <http://very-soft.com>, contact@very-soft.com

Also you must inform Verysoft LLC about the name and (web-) address of the project (software catalogue, online blog, etc) where you are going to distribute our Products by e-mail: contact@very-soft.com

Thank you for using our Software Products.

Verysoft, LLC

Web-site: www.very-soft.com

E-mail: contact@very-soft.com; support@very-soft.com